



Cyprus and the United States

United States in Cyprus

1,010



Cyprus in the United States

3,876

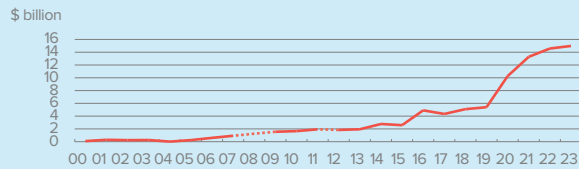
Jobs directly supported by majority-owned bank and non-bank affiliates. Estimates for 2023. Total U.S.-related jobs are likely to be higher, because these figures do not include jobs created by trade flows, indirect employment effects through distributors or suppliers, or via non-equity arrangements such as strategic alliances, joint ventures, or other deals.

\$15.0 bn

Foreign Direct Investment (FDI), 2023

U.S. investment in Cyprus has risen over the past few years, in part due to the country's relatively low corporate tax rate. In 2023, FDI stood at around \$15 billion. Cyprus's FDI in the U.S., meanwhile, has fallen to low levels last seen approximately two decades ago. However, Cyprus-based companies continued to support more jobs in the U.S. than American corporations support in Cyprus.

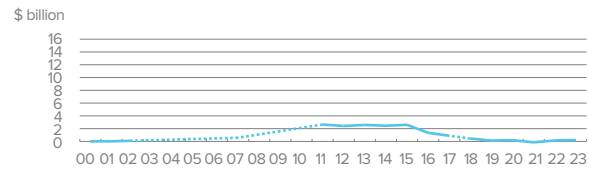
U.S. FDI Position in Cyprus



\$215 m

Foreign Direct Investment (FDI), 2023

Cyprus FDI Position in the U.S.



Foreign direct investment position, historic-cost basis, 2000-2023.

Note: Dotted line indicates that data has been suppressed for a particular year to avoid disclosure of individual company data. Negative FDI positions can occur when the loans from the affiliate to the parent company exceed the equity and debt investments from the parent to the affiliate, or if a foreign affiliate incurs sufficiently large losses.

\$183 m

U.S. Goods Exports to Cyprus, 2024

0.8%

The U.S. supplied 0.8% of Cyprus's total imports...

2.1%

...but the U.S. share increases to 2.1% when intra-EU trade is excluded from the total.



\$59 m

U.S. Goods Imports from Cyprus, 2024

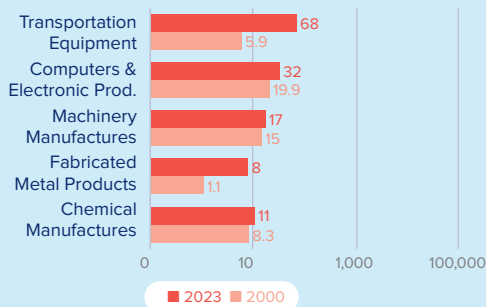
2.7%

The U.S. received 2.7% of the total goods Cyprus exported to the world...

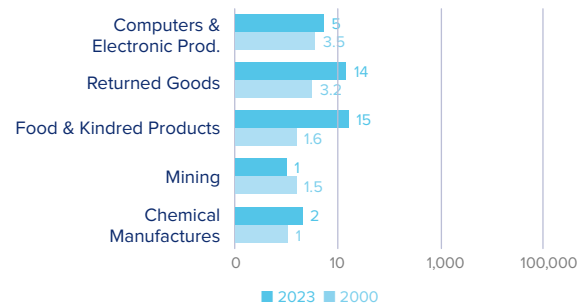
3.6%

...but the U.S. share increases to 3.6% when intra-EU trade is excluded from the total.


Top Five U.S. Goods Exports to Cyprus (2023, \$Millions)



Top Five U.S. Goods Imports from Cyprus (2023, \$Millions)



Top State Exporters of Goods to Cyprus (2023, \$Millions)



Top State Importers of Goods from Cyprus (2023, \$Millions)



\$1.6 bn

U.S. Services Exports to Cyprus, 2023



\$2.2 bn

U.S. Services Imports from Cyprus, 2023

Sources: Bureau of Economic Analysis; U.S. Commerce Department; International Monetary Fund; Office of Trade and Economic Analysis.